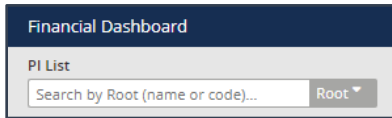


## Navigate to Root Chart

Go to the page for the Principal Investigator (PI)

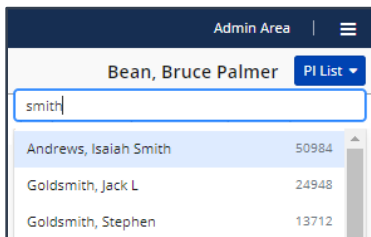
From the landing page:

search or select the PI's name

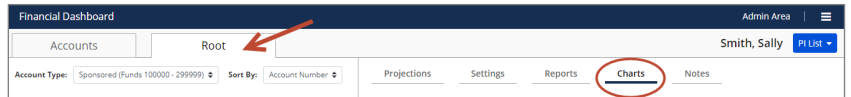


Or, from another root:

click the PI list button and search or select the PI's name



From the Root tab, click Charts to access the Root Chart



## Root Chart

### Root Chart

- Includes all sponsored and non-sponsored accounts for the root
  - sponsored accounts starting plot: allocated amount less the expenses for the last closed month
  - non-sponsored accounts starting plot: fiscal year budget forward plus income less expenses for the last closed month
- Each point on the graph represents a projected month; the amounts are **cumulative total costs**
- The starting month is the last closed month; the ending month is 12 months out
- **Funds Available**
  - Projects personnel using the costing distribution of the last closed month and salary from PeopleSoft
  - Projects non-personnel run rate (using the number of months entered on the projections tab for run rate)
- **Projected Funds**
  - Projects personnel
    - user entered costing distribution projection (if none are entered it will project the PeopleSoft costing distribution)
    - user entered salary projection (if none are entered it will project the PeopleSoft salary)
    - user entered termination date (if none are entered it will project the PeopleSoft termination date, please note we don't pull in future termination dates)
    - includes user entered personnel
  - Projects non-personnel
    - run rate (using the number of months entered on the projections tab for run rate)
    - user entered projected costs
  - Projects user entered projected funding
- In this chart the line has a steady slope after Feb 1, 2020. The latest end date for all the accounts is Jan 31, 2020, after that point the only projection which continues is the run rate.
- Check and uncheck the Personnel Costs, Non-personnel costs, and Include Non-sponsored Spending to see those selections dynamically reflected in the line chart

### Chart Display

- Show Root Projection Chart ?
- Show Chart on Account Cards ?
- Personnel Costs ?
- Include Non-sponsored Spending ?
- Non-personnel Costs ?

### Monthly Cost Projection (Root)

